

CHALLENGER EX

Steel Body Vapor Batten



Applications: Petroleum refineries, chemical plants, foundaries, paint booths, oil rigs, power generation facilities

PERFORMANCE SUMMARY

Challenger robust stainless steel linear vapor fixtures are suitable for wet and harsh conditions, rated for use in Hazardous locations. Constructed with a high grade steel body and a durable polycarbonate lens cover the Challenger Ex Series provides extreme reliability in Class I Division 2 areas where flammable gases, vapors or vapors may exist

Designed for both indoor and outdoor applications where moisture and corrosion maybe a problem such as chemical plants, sewage treatment facilities, refineries, waste water, food processing as well as marine, coastal areas and tunnels

Construction

- IP66 rated stainless steel housing suitable for wash down areas
- Dual 3/4" NPT steel cable entries at each side with single 1/2" reducer for maximum compatibility
- Available in 2' and 4' lengths
- Wide ranging ambient temperature ratings from -40°F to 140°F
- Copper free steel for excellent heat dissipation and corrosion resistance
- Surface, suspended or outreach bracket mounting options
- Hazardous location LED luminaire vapor tight contained Class I Div 2 Groups A/B/C/D
- IK10 impact resistant PC lens secured to housing with TOR-20 tamperproof bolt assembly and cam latches
- Lumen packages ranging from 2,800L to 8,400L

Electrical

- 120-277VAC or 220-480VAC
- Average rated life L80 >60,000hrs
- PF: > 0.95 THD: <20%
- Operating Temperature: -40°F to 140°F
- 1-10V dimming

PRODUCT CODE

Example Challenger Ex cat. 4.50.40.S.MM.EPS

Model	Length	Wattage (W)	Color Temp	Mounting	Sensors ¹	Emergency
Challenger Ex 100 100-277V	2 - 2ft	20 - 20W/2,800lm	30 - 3,000K	S - Surface	PM - Photocell + Motion	EPS - 3hrs Internal Emergency Power Supply
		30 - 30W/4,200lm	40 - 4,000K	SS - Suspended		
Challenger Ex 480 220-480V	4 - 4ft	40 - 40W/5,600lm	50 - 5,000K	P - Pole	PP - Photocell	0 - None
		50 - 50W/7,000lm	60 - 6,000K		MM - Motion	
		60 - 60W/8,400lm			O - None	

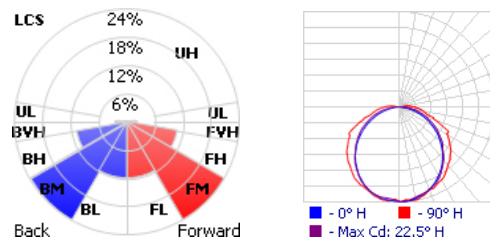
NOTES

¹Class I/Division II remote sensor



Specification	
Lumen Package	2,800 - 8,400
Wattage Range	20 - 60
Efficacy	140
Weight lbs (kg)	8.8 (4.0) - 17.6 (8.0)

PHOTOMETRICS



UL844 Classification

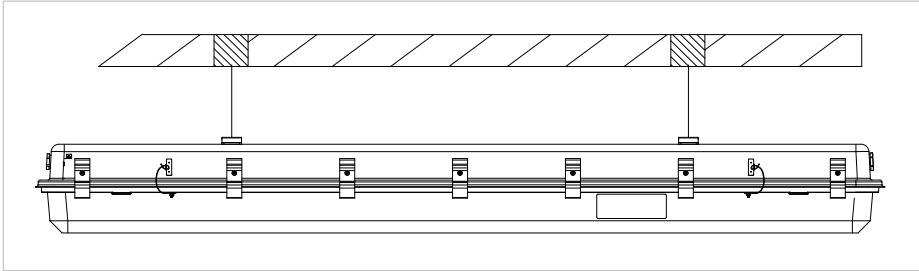
UL1598/UL1598A Marine Marking
Class I, Division 2, Groups A, B, C, D
Class II, Division 1, Groups E, F, G
Class II, Division 2, Groups F, G
Class III



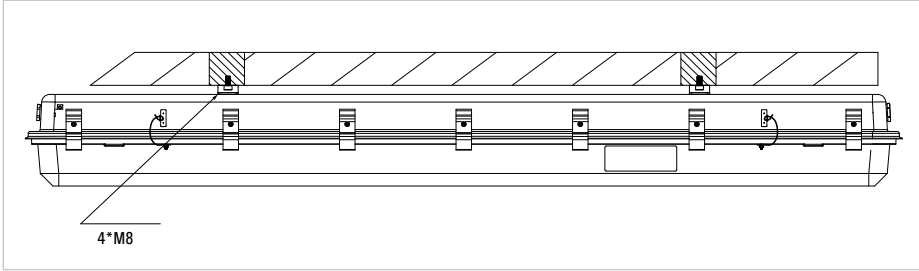
CHALLENGER EX

Steel Body Vapor Batten

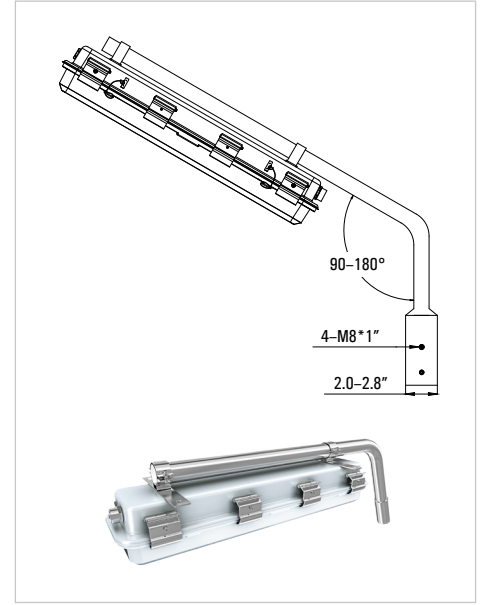
INSTALLATION



Suspended — Wire Mount



Ceiling

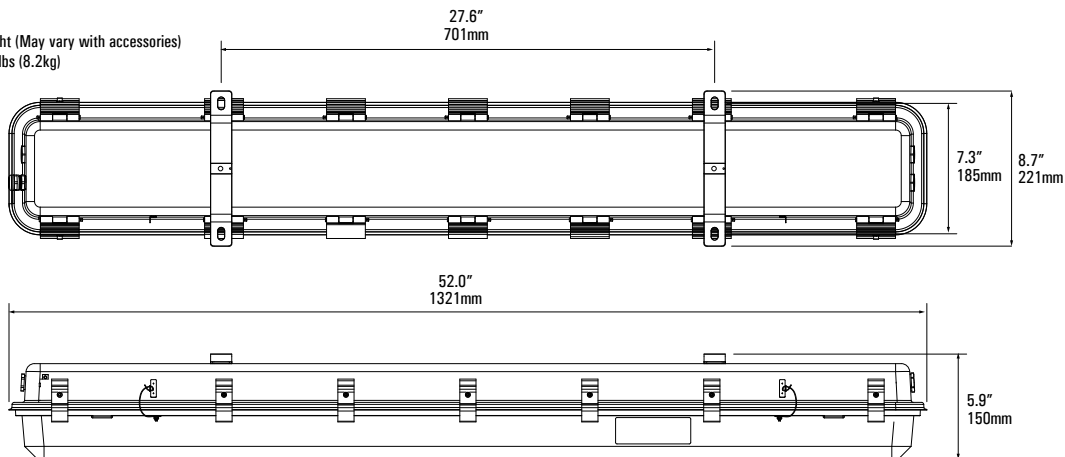


Pole

DIMENSIONS

2ft

Weight (May vary with accessories)
18.1lbs (8.2kg)



4ft

Weight: 18.1lbs (8.2kg)

