

DISQUS

Parking Garage Luminaire



Applications: Parking garages, parking lots, general canopies, stairwells and corridors

PERFORMANCE SUMMARY

The all new Disqus Series is our premier parking garage luminaire designed from the ground up for optical performance, aesthetics and a long service life for a professional canopy lighting solution every time.

It's seamlessly integrated uplight option eliminates the cave effect by minimizing contrast between the luminaire and ceiling providing maximum visual comfort for both drivers and pedestrians alike. Housing a precision moulded edgelit light source achieves maximum uniformity and glare control

Construction

- Finished in white thermoset powdercoat finish standard, providing superior resistance from corrosion and weathering
- 3G vibration, IP65 and IK08 rated
- Die-cast high purity aluminum body for maximum thermal management
- Ceiling mounted directly to a square 6" plate using a quick mount brackets
- Optional stem mount bracket with set screw for direct 1/2" NPT conduit
- Accessory bird spike, house shield or wire guard for adverse conditions
- Low profile dayform and aesthetics make it appealing for all low-bay applications

Electrical

- 120-277VAC or 120-347VAC driver
- 4kV line-line, 6kV line-earth surge protection
- Twist on easy mount integrated motion/ambient sensor with bluetooth mesh system capability
- L70/80,000 hours at 77°F
- PF: > 0.9 THD: <20% CRI: RA80
- Operating Temperature: -22°F to 122°F
- 8W emergency backup option
- 1-10V dimming

PRODUCT CODE

Example Disqus cat. 120.40+PS.40.W.C.MS+RC1.0.0

Model No	Voltage	Wattage (W)	CCT (°K)	Finish	Mounting	Sensor ¹	Accessories	Emergency
Disqus	120 - 120-277V	25 - 25W/4,000 lms	30 - 3000K	W - White	C - Ceiling	MS - Motion Sensor	HSS - House Side Shield	EM - 8W/90min Emergency
	347 - 120-347V	40 - 40W/6,400 lms	40 - 4000K		PD ² - 1/2"			
		60 - 60W/9,600 lms	50 - 5000K		NPT Pendant	PIR - Passive Infrared Sensor	WG - Wireguard	0 - None
		80 - 80W/12,800 lms	345 - CCT			BT - Bluetooth Mesh	BS - Bird Spike	
		100 - 100W/16,000 lms	Changeable 3000/4000/5000K			RCn ¹ - Remote Control	0 - None	
	+PS - 25/50/75% Power Selectable							

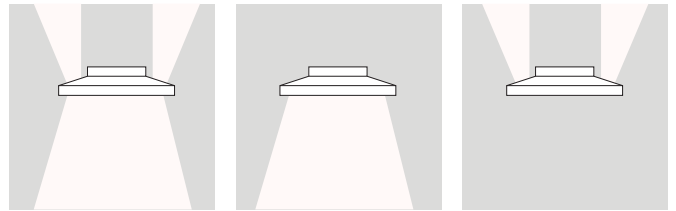
NOTES

¹R using with sensor that can be used for programming (at least one per job site) 'n' denotes quantity required

²1/2" NPT pendant connection



Specification	
Lumen Package	4,000 - 12,800
Wattage Range	25 - 100
Efficacy	160
Weight lbs (kg)	6.1 (4.5) - 8.4 (3.8)



Optical

- Utilizes an edgelit light source design, shielding drivers and pedestrians from high glare for maximum visual comfort
- CCT options include 3000K, 4000K, 5000K, or multi selectable
- Precision moulded optically clear light guide in type V wide distribution tailored for parking garage applications
- Integral uplight as standard producing 900lm reducing ceiling contrast and cave effect



DISQUS

Parking Garage Luminaire

MOUNTING OPTIONS



PD
1/2" NPT
Pendant



C
Ceiling

SENSOR



MS
Motion
Sensor



PIR
Passive
Infrared



BT
Bluetooth
Mesh

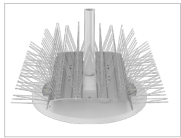
ACCESSORIES



HSS
House Side
Shield



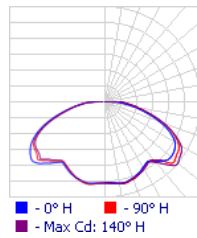
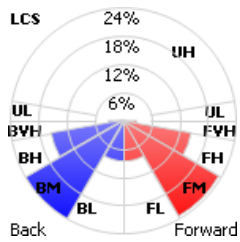
WG
Wire Guard



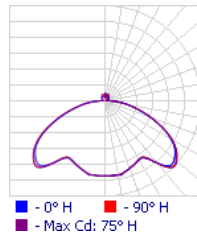
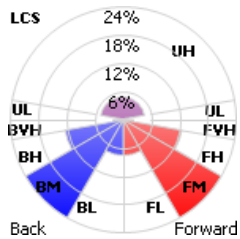
BS
Bird Spike

PHOTOMETRICS

Type V Without Uplight



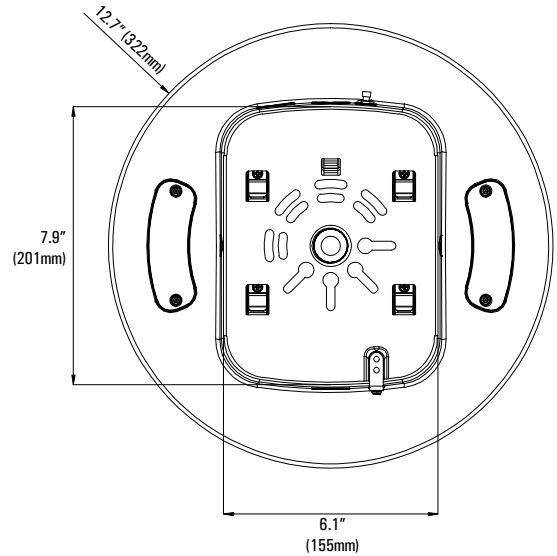
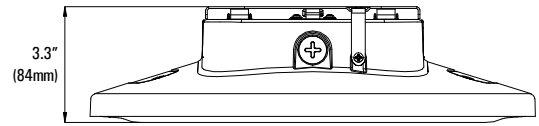
Type V With Uplight



DIMENSIONS

80-100W

Weight: 6.1lbs (4.6kg)



25-60W

Weight: 8.4lbs (3.8kg)

