

INTERCEPTOR

High Output LED Highbay



Applications: Warehouses and factories, retail and grocery, indoor sporting facilities, mailing and sorting sites

PERFORMANCE SUMMARY

The Interceptor Series High Output LED Highbay luminaire features a mirrored aluminium anti glare reflector and high CRI technology offering a comfortable solution, enhancing its use at all levels of commercial, warehousing and industrial settings

The classic shape of the Interceptor High Output High-Bay luminaire positions the product for use in a wide range of new and upgrade solutions

Features

- Quick release PCB LED COB for easy repair and maintenance
- Mirrored aluminium reflector delivers improved efficiency for a smooth and glare free uniform light output
- Exceptional operating efficiency of 130lm/W
- Up to 26,500 delivered lumens
- Die cast thick gauge aluminium alloy construction
- Surface finished with a proprietary sand blasting oxidation treatment, withstanding harsh industrial conditions without cracking or peeling
- Optional dimmable or emergency option
- Ceiling bracket or suspended installation
- Low profile classic shape, suitable for installation in numerous applications

Specification

Volts: AC100-277V

Output Volts: 48V


Surge Protection: IEEE C62.41.2-2002

Average Rated Life: L70/50,000hrs

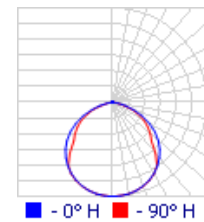
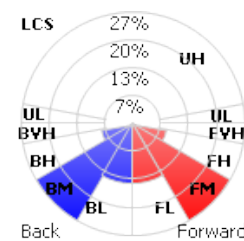
Beam Angle: 110°

Environment Location: IP40

CRI: RA85



PHOTOMETRICS



PRODUCT CODE

Example Interceptor cat. 168L.4.SS.M.DIM

Model No	Lumen Package (Lms)	Color Temperature (°K)	Mounting	Accessories	Control
Interceptor	168L - 160W/16,800Lms 1223L x 382W x 89H	4 - 4000	S - Surface	M - Mesh Guard	DIM - 0-10v Dimmable
	184L - 160W/18,400Lms 1218L x 494W x 77H	5 - 5000	SS - Suspended	0 - None	DALI - DALI Dimmable
	210L - 200W/21,000Lms 1223L x 502W x 89H				EM - Emergency
	230L - 200W/23,000Lms 1218L x 494W x 77H				0 - None
	265L - 250W/26,500Lms 1223L x 502W x 89H				

