

# PEGASUS

LED Canopy Luminaire



**Applications:** General highway lighting, petroleum canopies, drive thrus, covered walkways, soffits, awnings

## PERFORMANCE SUMMARY

The Sunled Pegasus surface canopy luminaire provides an elegant design solution, ideal for high bay general lighting, soffits, petroleum awnings or covered walkways. Its extensive optical selection of ten professional IES distributions reduces overall fixture count while maintaining required levels

Built with a heavy duty die cast aluminum frame, marine salt spray coating and an exceptional thermal management system ensures prolonged operational life with minimal or no maintenance

## Construction

- Slim and elegant profile with premium finish below canopy design
- Heavy duty die cast aluminum housing (IP67)
- Modular design allows for easy installation, replacement and maintenance.
- Centralised flow-through convection system, pulls heat off both the optics and driving housing
- IK08 rated lens and body

## Optics

- Each PCB is mounted with Transient Voltage Suppressors to protect the LEDs from surges induced by lightning and other voltage events.
- High-uniformity CRI80 LED optics are constructed of durable optical polycarbonate that is impact and UV resistant.
- Additional metal plate provides added protection for the light engine and prolongs LED optics life.
- Over 10 optical lenses are available for virtually any application.

## Finish

- Corrosion resistant 100µm thick high temperature polyester powder coat
- 1000-hour salt spray certification as per ASTM B117/ ISO 9227:2012.
- Standard RAL colors Grey, Black, Bronze and White with any RAL customizations available

## PRODUCT CODE

Example Pegasus 120 cat. 4L.30.W.G3.MS/EPS



Specification	
Lumen Package	4,000 - 38,000
Wattage Range	30 - 280
Efficacy Range	130 - 135
Weight lbs (kg)	8.51 (3.86) - 27.73 (12.58)

## Electrical

- 120-277VAC or 347-480VAC
- Average rated life L70/L90: >200,000H/>60,000H
- Surge protection to 20kV/10kA as per ANSI/IEEE C62.41.2-2002
- Premium LEDs, driver and components with MOLEX and WAGO connectors
- PF: > 0.95 THD: <20%
- Operating Temperature: -40°F to 131°F
- 1-10V dimming

Model No	Lumen Package	Distribution	CCT (°K)	Finish	Accessories	Control
Pegasus 120	4L - 4,000 lms	T2M - Type 2 Medium	30 - 3000K	BR - Bronze	G3 - Pendant Rod	MS - Motion Sensor
120-277V	8L - 8,000 lms	T3M - Type 3 Medium	40 - 4000K	RAL8019	SPD - 10kA/20kA Surge Protection	PE - Photocell
Pegasus 480	12L - 12,000 lms	T4M - Type 4 Medium	50 - 5000K	BK - Black	BL - 5° Backlight Sheid	DIM - 1-10v Dimming
347-480V	15L - 15,000 lms	T5-10° - Type 5 / 10°	57 - 5700K	W - White	AV - Anti Vandal Grille	MP - Motion + Photocell
	19L - 19,000 lms	T5-25° - Type 5 / 25°		RAL9010	SS - Suspended Cable	EPS - Emergency Power Supply
	23L - 23,000 lms	T5-40° - Type 5 / 40°		G - Gray	0 - None	0 - None
	27L - 27,000 lms	T5-60° - Type 5 / 60°		RAL7004		
	30L - 30,000 lms	T5-90° - Type 5 / 90°				
	34L - 34,000 lms	T5-120° - Type 5 / 120°				
	38L - 38,000 lms	T5-D - Type 5 / Diffuser				
	xxL - Custom					



# PEGASUS

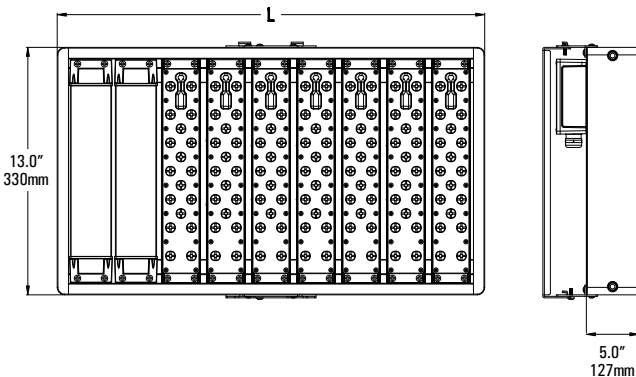
LED Canopy Luminaire

## PERFORMANCE

Lumen Package	Delivered Lumens	Drive Current	LED Count	Wattage
4L	4030	530mA	18	31
8L	8052	530mA	36	61
12L	11,745	530mA	54	87
15L	14,850	530mA	72	110
19L	19,035	530mA	90	141
23L	23,220	530mA	108	172
27L	27,270	530mA	126	202
30L	30,780	530mA	144	228
34L	34,560	530mA	162	256
38L	38,205	530mA	180	283

## DIMENSIONS

LED Count	Dim. "L"	Weight
18	5.91" (150mm)	8.51 lbs. (3.86kg)
36	8.27" (210mm)	10.87 lbs. (4.93kg)
54	10.63" (270mm)	13.14 lbs. (5.96kg)
72	12.99" (330mm)	14.22 lbs. (6.45kg)
90	15.35" (390mm)	15.30 lbs. (6.94kg)
108	20.08" (510mm)	21.10 lbs. (9.57kg)
126	22.44" (570mm)	22.37 lbs. (10.15kg)
144	24.80" (630mm)	24.60 lbs. (11.16kg)
162	27.17" (690mm)	26.15 lbs. (11.86kg)
180	29.53" (750mm)	27.73 lbs. (12.58kg)



## OPTIONS




**PE**  
Photocell



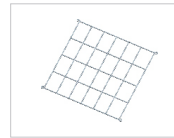
**MS**  
Motion Sensor



**G3**  
Pendant  
Rod

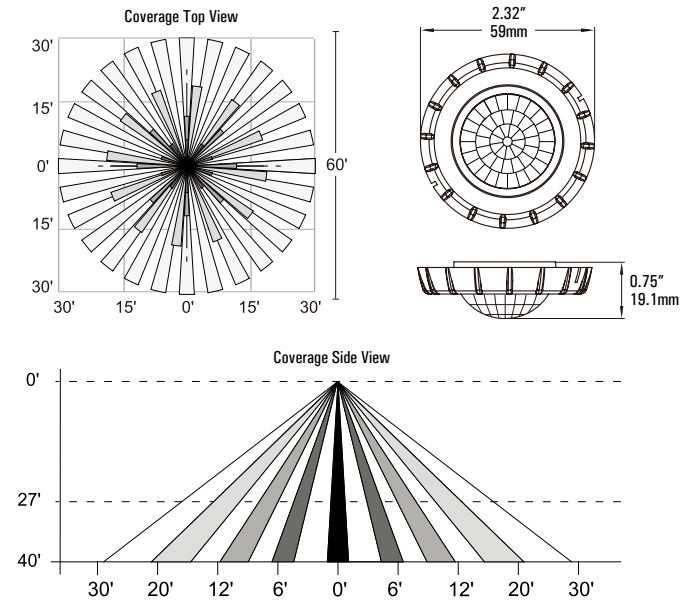


**SS**  
Suspended  
Cable



**AV**  
Anti Vandal  
Grille

## COVERAGE DIAGRAM

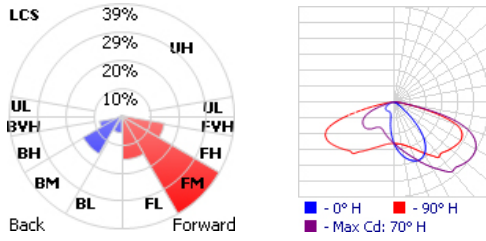


# PEGASUS

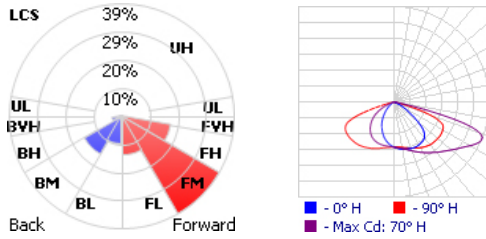
LED Canopy Luminaire

## PHOTOMETRICS

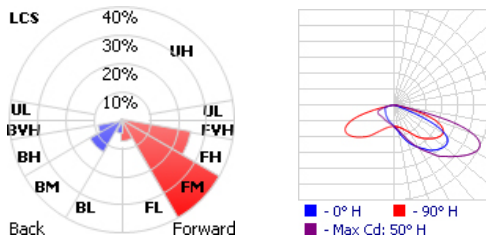
### T2M



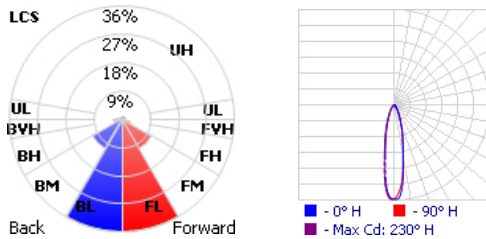
### T3M



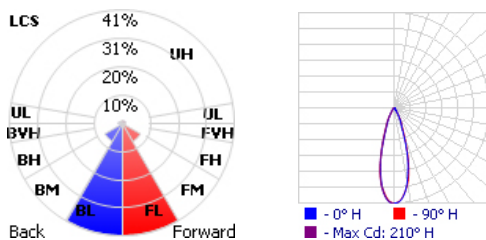
### T4M



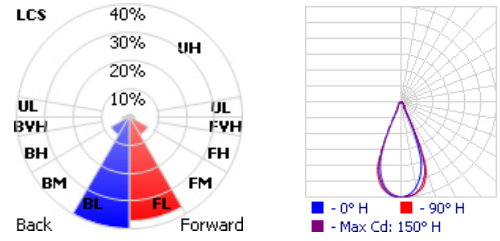
### T5-10°



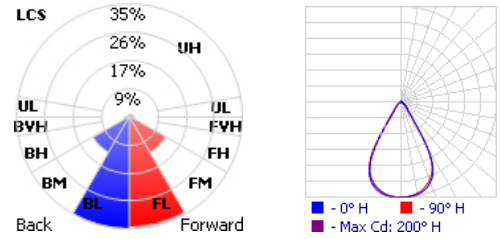
### T5-25°



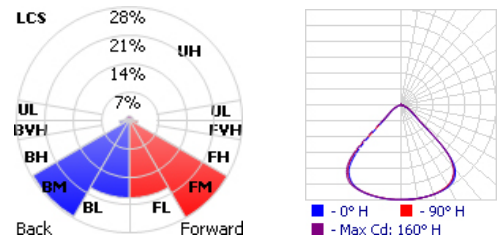
### T5-40°



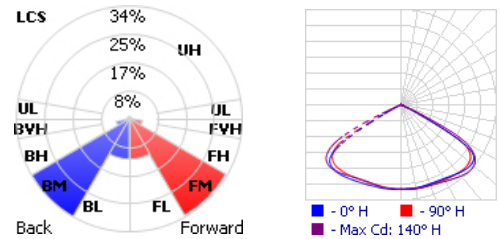
### T5-60°



### T5-90°



### T5-120°



### T5-Diffuser

