

PILLAR

Flush Cylinder Downlight



Applications: Lobbies and foyers, driveways and sidewalks, building entrances, architectural and more

PERFORMANCE SUMMARY

The Pillar Series cylinder luminaires are great for both indoor and outdoor use. They provide a soft, diffuse light perfect for lobbies and foyers or to illuminate driveways and walkways

It is suitable for highlighting sidewalks and buildings, available in a small, attractive envelope that does not distract from the building.

Features

- Durable extruded die cast aluminium housing
- Tempered glass lens
- Surface finished with a proprietary Akzo Nobel treatment, withstanding harsh weather conditions without cracking or peeling
- Available in narrow, medium beam and wide beam distribution options for precise optical control
- 240V or 24V DC RGB colour changing option, with inbuilt driver and interface to DMX decoding system
- Suspended mounting bracket
- Extra narrow 8° beam option for precision illumination
- Different body sizes suitable on interior or exterior applications
- Dimmable

Specification

Volts: AC100-277V or 24V DC

PF: >0.95

Average Rated Life: 90,000hrs

CRI: RA80

Environment Location: IP65

Ambient Temp: -4°F to 131°F

PRODUCT CODE

Example Pillar 120V cat. 1.S.C24.38.4.80.W.J/DIM

Model No	Body Size	Wattage (W)	Beam Angle	CCT ² (°K)	Ra	Housing Color	Accessories
Pillar 120V	S ¹ - Small	C04 - 4W/420lm	08 ³ - 8°	3 - 3000	80 - RA80	B - Black RAL9011	DMX - DMX Decoder
Pillar 24V	M - Medium	C11 - 11W/1155lm	15 - 15°	4 - 4000	RGB - RGB	W - White RAL9016	SS - 3' Pendant
		C24 - 24W/2520lm	25 - 25°	5 - 5000		G - Gray RAL7012	SV - 3' Swivel Pendant
		C30 - 30W/3150lm	38 - 38°	R - Red		M - Marine Treatment	
	L - Large	C24 - 24W/2520lm	45 - 45°	G - Green	M - Mineral Bronze	DIM ¹ - 0-10V	
		C30 - 30W/3150lm	60 - 60°	B - Blue	S - Silver RAL9006	J - Junction Box Mount Plate	
		C40 - 40W/4200lm				O - None	

NOTES

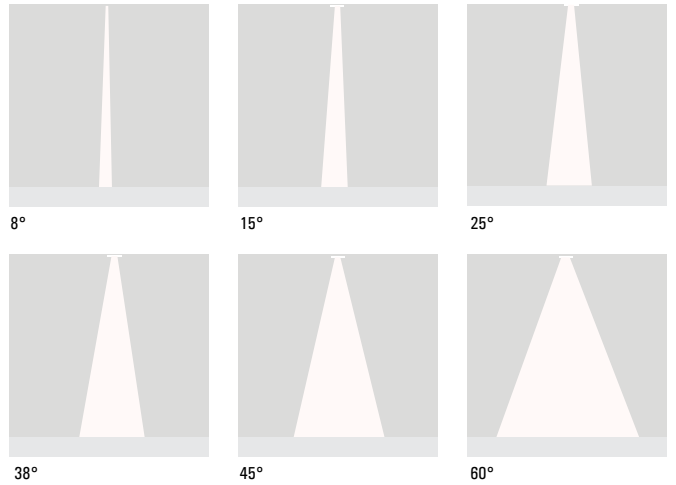
¹0-10V dimming not available for small body

²RGB not available for 30/40W

³8° beam available for 40W model



DISTRIBUTION



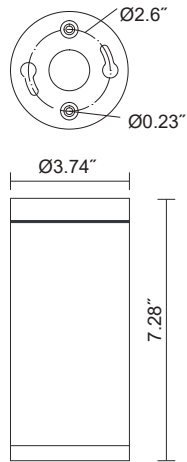
PILLAR

Flush Cylinder Downlight

DIMENSIONS

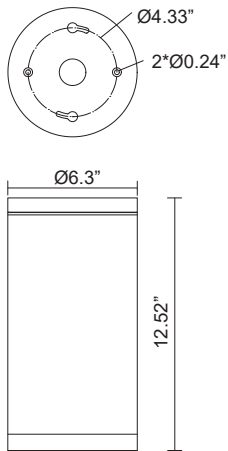
Small Body

Weight: 3.1bs (1.4kg)



Medium Body

Weight: 8.4lbs (3.8kg)



Large Body

Weight: 12.1lbs (5.5kg)

