

STREAM MOD/B

Recessed Wall Light



Applications: Pathways and building perimeter, entrances, architectural, urban environments, bars and restaurants

PERFORMANCE SUMMARY


The Stream LED is a wall-mounted recessed luminaire perfect for accentuating walkways, stairs and retaining walls. It features a smooth transparent PMMA lens cover for easy cleaning.

Features

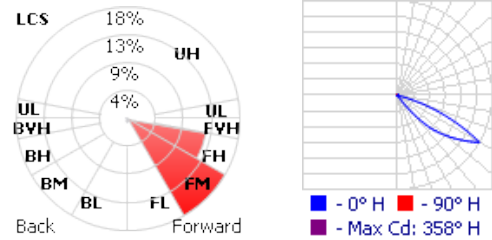
- Durable extruded die cast aluminium housing
- Glare eliminating stepped baffle design
- Surface finished with a proprietary Akzo Nobel treatment, withstanding harsh weather conditions without cracking or peeling
- Wide beam asymmetric distribution
- Transparent PMMA screen offers high ingress protection
- Available in marine ambient corrosion resistant option for installation in seaside areas
- Dimmable

Specification

Volts: AC100-277V
 PF: > 0.95
 Average Rated Life: 90,000hrs
 CRI: RA80
 Environment Location: IP65
 Ambient temp: -4°F to 122°F

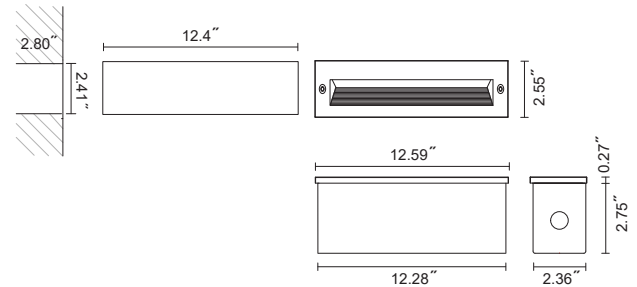


PHOTOMETRICS



DIMENSIONS

Mod/B3



PRODUCT CODE

Example Stream Mod/B1 cat. 27.80.B.DIM

Model No	Mod	Color Temperature (K)	Ra	Housing Color	Accessories
Stream	B1 - 4W/390lm	27 - 2700	80 - RA80	B - Black	DIM - 0-10V Dimming M - Marine grade corrosion resistance 0 - None
	B2 - 7W/682lm	30 - 3000		RAL9011	
	B3 - 12W/1170lm	40 - 4000		W - White	
		50 - 5000		RAL9016	
				G - Gray	
				RAL7012	
				M - Mineral Bronze	
				S - Silver	
				RAL9006	

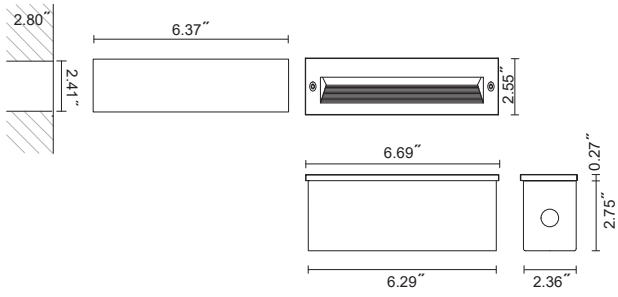


STREAM MOD/B

Recessed Wall Light

DIMENSIONS

Mod/B1



Mod/B2

