

DISQUS PRO

Parking Garage Luminaire



Applications: Parking garages, parking lots, general canopies, stairwells and corridors

PERFORMANCE SUMMARY

The all new Disqus Pro Series is our flagship parking garage luminaire designed from the ground up for visual comfort, sleek aesthetics and a long service life for a professional canopy lighting solution every time.

Its recessed light source minimizes glare providing maximum visual comfort for both drivers and pedestrians alike. Housing a square precision moulded acrylic square lens enables a high performance distribution reducing fixture counts while achieving maximum uniformity, safety and security

Optical

- Utilizes a recessed light source design, shielding drivers and pedestrians from high glare for maximum visual comfort
- CCT options include 3000K, 4000K, 5000K, 6500K
- Precision moulded prismatic acrylic lens with wide distribution tailored to parking garage applications

Construction

- Finished in white thermoset powdercoat finish standard, providing superior resistance from corrosion and weathering, bronze optional
- Modern dayform and aesthetics make it appealing for all low-bay applications
- 3G vibration and IP65, IK08 rated, and rated for -22°F to 122°F operation
- Die-cast high purity aluminum body for maximum thermal management
- 10W integral emergency backup option
- Surface, pendant, trunnion and direct conduit mount
- Toolless quick-mount plate with click and lock tab releases

Electrical

- 10kV (5kA) surge protection standard meeting minimum Category C low operation (per ANSI/IEEE C62.41.2).
- Integrated motion/ambient sensor with 0-10V dimming option
- Long life drivers up to L70/80,000 hours at 77°F

PRODUCT CODE

Example Disqus Pro cat. 100.45.70.40.W.C.DIM/EM

Model No	Voltage	Wattage (W)	CRI	CCT (°K)	Finish	Accessories	Control ¹	
Disqus Pro	100 - 100-277V	45 - 45W/5,850 lms	70 - RA70	30 - 3000	W - White	C - Ceiling	DIM - 0-10v Dimming EM - Emergency MS - Motion Sensor RCn ² - Remote Control 0 - None	
	347 - 347V	70 - 70W/9,100 lms	80 - RA80	40 - 4000	B - Bronze	J - Junction Box		
	480 - 480V	90 - 90W/10,000 lms			50 - 5000			TM - Trunnion Mount
								PD - Pendant

NOTES

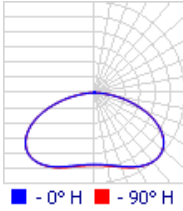
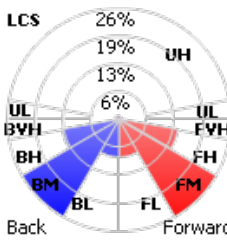
¹R can only be selected together with MS that can be used for programming (at least one per job site)

²Quantity required 'n'



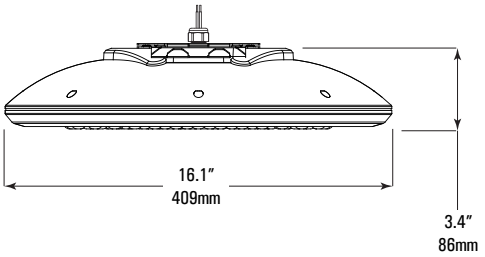
PHOTOMETRICS

160°



DIMENSIONS

Weight: (May vary with accessories)
13.2lbs (6.0kg)



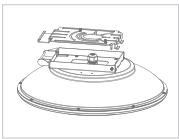
DISQUS PRO

Parking Garage Luminaire

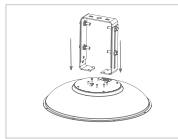
SPECIFICATION

ITEM	DETAILS
Input Voltage	100-277V Standard; 347/480V
CRI	80RA SDCM 5 Standard; 70/90RA
Average Rated Life	L70/80,000 hours at 77°F
Environment Location	IP65
Impact Rating	IK08
Light Source	Philips 3030 COB
Vibration Rating	3G
Beam Angle	160°
Efficiency	130Lm/W
Mounting Height	10-65'
Emergency	10W @ 90min
Dimming	0-10V
Operating Temperature	-22°F to 122°F

MOUNTING OPTIONS



C
Ceiling



TM
Trunnion
Mount



J
Junction
Box



PD
Pendant

FINISHES



W
White



B
Bronze