

# HISLOT

Linear LED Low Bay



**Applications:** Warehouse, industrial, manufacturing, garages, tunnels, food and beverage, retail, data centers

## PERFORMANCE SUMMARY

Optimized for both HiBay and Low-Bay applications, Sunled's new HiSlot Series has been designed as an entirely new class of product. Replacing traditional polycarbonate body with a corrosion treated aluminum alloy and a sealed IP65 optical chamber, this robust chassis is made to withstand harsh industrial and high abuse environments where additional protection is needed.

Offering six (6) distributions from narrow to wide or aisle illumination and lumen packages of up to 29700Lm, the HiSlot Series is our premier solution for industrial, warehousing and large area retail applications

## Construction

- 2ft, 3ft, 4ft low profile body with narrow 4" lens
- Suspended or adjustable ceiling bracket mounting
- 316 stainless steel bolt assembly
- Sandblasted oxidation treated high tensile IK10 aluminum alloy construction with a fully sealed IP65 optics chamber suited to adverse environments
- Ships standard with aircraft cable tether to support optical assembly during wiring

## Optical

- Interchangeable optics enabling easy on-site maintenance and adjustment
- 165Lm/W high luminous efficacy
- Full suite of precision distributions including narrow, medium, wide or rectangular asymmetric for aisle and large area warehousing applications

## Electrical

- Embedded sensor options offering PIR, microwave or photocell control
- Plug and play serial end-to-end wiring available at custom lengths
- Factory fitted internal emergency backup available on 120-240W models
- Constant current 120-277VAC or 277-480VAC driver
- L70/220,000 hours at 77°F
- PF: > 0.93 CRI: RA80 CRI: RA80
- Operating Temperature: -22°F to 122°F
- 0-10V dimming

## PRODUCT CODE

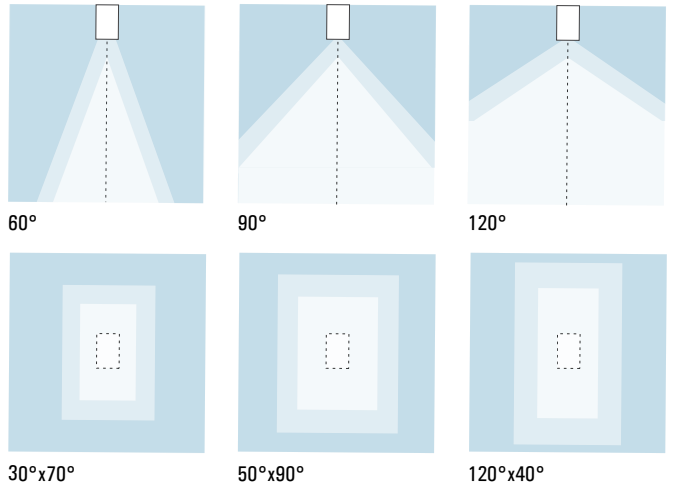
Example HiSlot 120 cat. 90.4.B.5090.4.P.0.0

Model No	Wattage (W)	CCT (°K)	Beam	Connectors	Finish	Mounting	Control	Emergency
HiSlot 120	90 - 90W/14,850Lms	3 - 3000	3070 - 30°x70°	2 - 2ft	B - Black	C - Ceiling	PC - Photocell	EM - 10W/60min
120-277V	120 - 120W/19,800Lms	4 - 4000	5090 - 50°x90°	4 - 4ft	W - White	TH - Tong Hangars	MS- Microwave Sensor	Internal Battery Backup
HiSlot 480	150 - 150W/24,750Lms	5 - 5000	1240 - 120°x40°	5 - 5ft		P - Pendant	PIR - Passive Infrared	0 - None
277-480V	180- 180W/29,700Lms		6 - 60°	x - Custom Length 'x'			0 - None	
			9 - 90°					
			12 - 120°	0 - None				



Specification	
Lumen Package	14,850 - 29,700
Wattage Range	90 - 180
Efficacy	165
Weight lbs (kg)	11.0 (5.0) - 19.8 (9.0)

## DISTRIBUTION



# HISLOT

Linear LED Low Bay

## MOUNTING



**C**  
Ceiling



**P**  
Pendant

## CONTROL



**PC**  
Photocell



**MS**  
Microwave  
Sensor



**PIR**  
Passive  
Infrared

## FINISH



**W**  
White

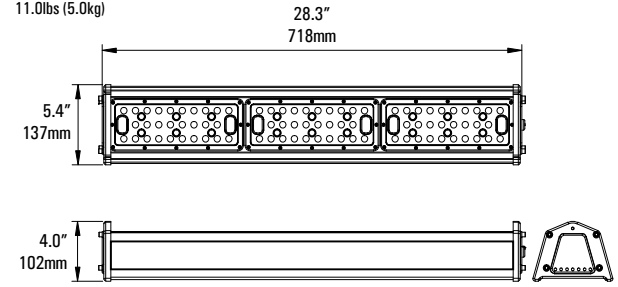


**B**  
Black

## DIMENSIONS

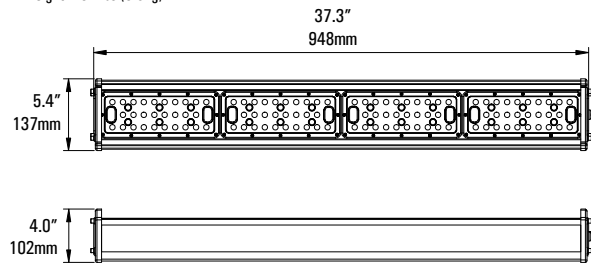
### 90W

Weight (May vary with accessories)  
11.0lbs (5.0kg)



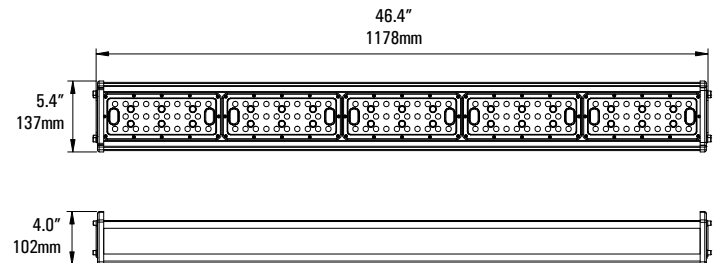
### 120W

Weight: 13.2lbs (6.0kg)



### 150W

Weight: 15.9lbs (7.2kg)



### 180W

Weight: 19.8lbs (9.0kg)

