



QS-SRP



FEATURES AND SPECIFICATION

Poletop Ready

Removable plastic top cover can be supplied on request for fitting urban style or slip fitter light fixtures. The drilling pattern can also be added according to bracket design

Construction

Hot rolled commercial grade welded steel pipe with a minimum yield strength of 42,000 PSI suitable for use in rugged applications

Driver Compartment

The reinforced access panel is located at a 12" base

Base Cover

Optional 2-piece ABS plastic base cover

Anchor Bolts

Each pole includes an anchor base kit including a set of 2 nuts and washers, mounting hardware and levelling rods

Color and Finish

Commercial grade, ultra durable powder coating, hot dip galvanizing process for longer operational life.

Accessories

Custom color, shaft height, additional base access panels available (with additional lead time)

ORDERING CODE

STRAIGHT ROUND POLE

QS-SRP

QS-SRP

Quickship Series

QS-SRP Quickship Straight Round Pole

Output

10	10ft/3.0m
15	15ft/4.6m
20	20ft/6.1m
25	25ft/7.6m
30	30ft/9.1m

Pole Type

DB	Direct Burial
BP	Base Plate

Base Cover

4R	4" Round
5R	5" Round

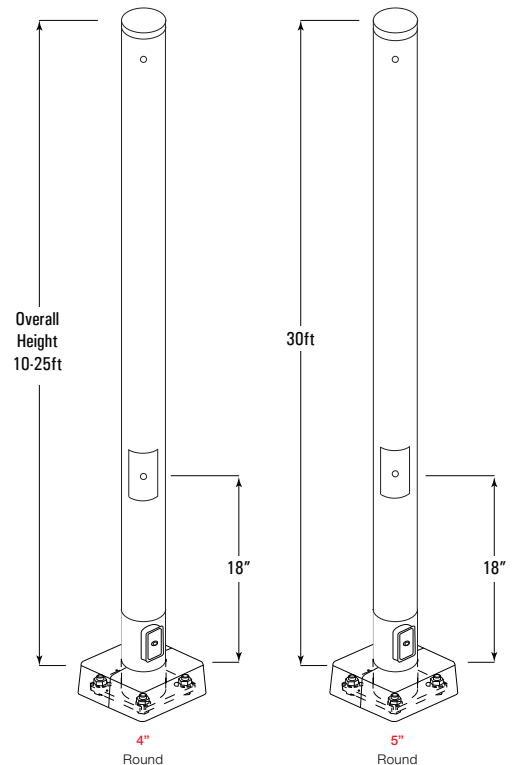
Finish

Z	Bronze
B	Black
W	White

NOTES

¹10-25ft compatible for 4in/11G

²30ft compatible 5in/7G, see technical details for complete ordering information



QS-SRP



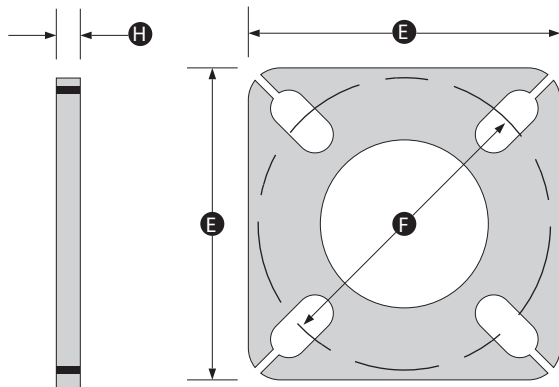
ORDERING CODE

STRAIGHT ROUND POLE

QS-SRP

PERFORMANCE

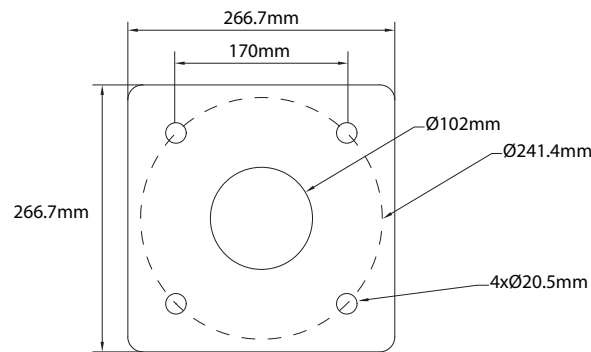
Pole Height	Shaft Size (in)	Shaft Height (ft)	Wall Thick (in)	Gauge	Weight (lbs)	Maximum EPA with 1.3 Gust Factor					
						80 mph	Max Lbs	90 mph	Max Lbs	100 mph	Max Lbs
10ft	4	10	0.120	11	70	19.1	480	15	370	12.2	300
15ft	4	15	0.120	11	100	9.6	250	7.4	185	5.9	150
20ft	4	20	0.120	11	120	6	150	4.4	150	3.4	125
25ft	4	25	0.120	11	145	2.8	100	1.9	75	1.3	75
30ft	5	30	0.179	7	305	4.2	150	3.0	125	2.25	100



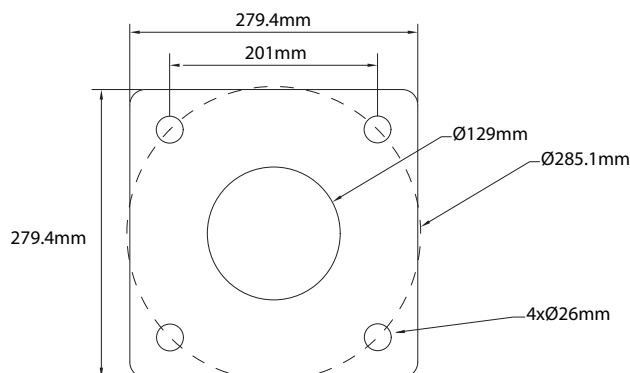
Base plate with slots or holes

Anchor Base Size	Wall Thick 'H' (in)	Base Plate Square 'E'	Bolt Circle Range (in)	Bolt Circle 'F'	Bolt Projection (in)
4ft	0.75"	10.5"	8-11	9.5"	3.5"
5ft	0.75"	11.0"	10.6-12	11.3"	3.5"

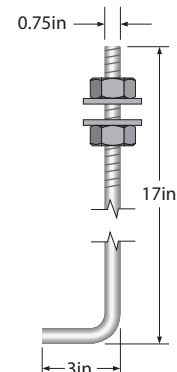
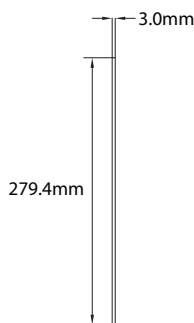
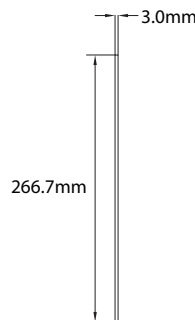
DIMENSIONS



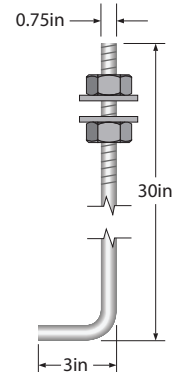
4" Screw Positioning Data



5" Screw Positioning Data



10ft, 15ft, 20ft, 25ft Anchor Bolts



30ft Anchor Bolts

